


Control- and safety isolating transformer TT1 2,5-23-24



Picture shows TT1 20-4/23

Advantages

Safe galvanic isolation
Patented assembly technology
Very good corrosion protection and low noise thanks to BLOCK IMPEX vacuum impregnation
Primary side $\pm 5\%$ tapplings for voltage adjustment
Fixed, contact protected screw connection terminals complying with UVV BGV A3
Multi-functional mounting brackets with 8 slots
Space saving, thanks to horizontal design
Integrated crane eyes
Non-slip terminals

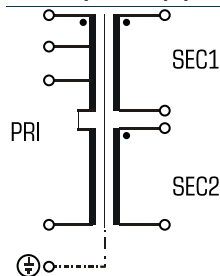
Applications

Isolating transformer for the safe electrical isolation of the input and output sides. The transformer may be used to set up protective separation as a protective measure in accordance with VDE 0100.

As a control transformer for the electrical isolation of the input and output sides. The construction of the transformer is designed to supply control systems according to EN 60204.

As a safety isolating transformer for the safe electrical isolation of the input and output sides. The transformer is suitable for creating SELV and PELV circuits because of the limit on the output voltage.

Sample application



Standards

Control transformer
to: VDE 0570 Teil 2-2, DIN EN 61558-2-2, EN 61558-2-2, IEC 61558-2-2,
UL 5085-1/-2, CSA 22.2 No.66

Approvals



UL 5085, CSA 22.2 (E 103521)



Control- and safety isolating transformer

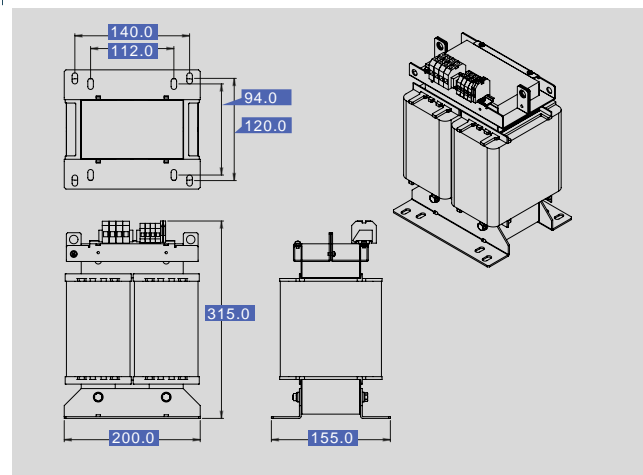
TT1 2,5-23-24

Electrical data

Type	TT1 2,5-23-24
Input	
Rated input current	12.0 A/11.5 A/10.9 Aac
Rated input voltage	219/230/241 Vac
Rated frequency	50 - 60 Hz
Output	
Rated output current	104 Aac
Rated output voltage	24 Vac
Rated power VDE (DB cos phi=1)	2,500 VA
Rated power VDE (KB cos phi=0.5)	6,470 VA
Short circuit voltage uK	ca. 4.8 %
Vector group	lii0
Efficiency	94 %
Standards	
Classification	Control- and safety isolating transformer
Approvals	
Approvals	cURus
Environment	
Ambient temperature max.	40 °C
Type of cooling	AN
Safety and protection	
Insulation class	VDE=F, UL=class 155
Protection index	IP 00 IPXXB on request
Safety class (prepared)	I
Type	Open type
Short circuit strength	non-short-circuit proof
Order numbers	
Order Number	TT1 2,5-23-24

Mechanical data

Type	TT1 2,5-23-24
Terminal and mounting	
Fixing method	Fixing rail
Fixing screws	M12
Terminals Input	Screw clamp, 4 mm²
Terminals Output	Screw clamp, 35 mm²
Terminals PE	Screw-type terminal, 4 mm²
Measures and weights	
Core type	3UI 180/78
Weight	20.0 kg



Subject to change.